



# TRACK LIGHT

Indoor Light | Track Light



## Track Light Ecoluxon

### ELX-JKTLJ610



3.000K    4.000K    5.000K    6.000K

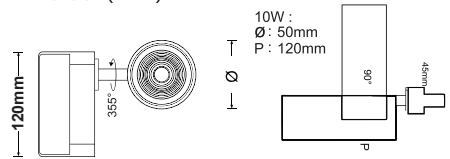
## ■ Specification

Daya (W)	Input Voltage	Frequency Amp	LED Efikasi	Total Lumen	CRI	Temperatur Warna	Beam Angle	Berat	Material
10W	AC180-240V	50/60Hz	100Lm/W	1.000Lm	>80Ra	3000K/4000K/6000K	30°	180gr	Die Casting Aluminium
20W	AC180-240V	50/60Hz	100Lm/W	2.000Lm	>80Ra	3000K/4000K/6000K	30°	300gr	Die Casting Aluminium
30W	AC180-240V	50/60Hz	100Lm/W	3.000Lm	>80Ra	3000K/4000K/6000K	30°	400gr	Die Casting Aluminium

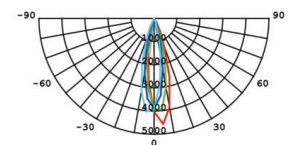
Model : ELX-JKTLJ610-10W



Dimension ( mm )



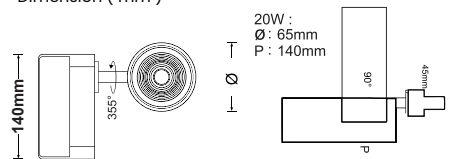
Light Distribution Curve



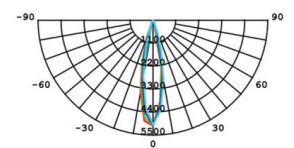
Model : ELX-JKTLJ610-20W



Dimension ( mm )



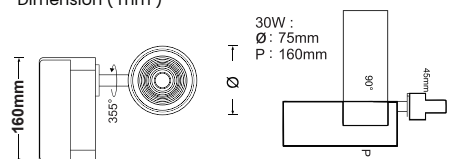
Light Distribution Curve



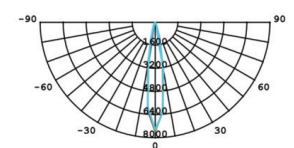
Model : ELX-JKTLJ610-30W



Dimension ( mm )



Light Distribution Curve



\* Easy maintenance

- Modular LED for easy replacement
- Opening and closing possible of LED module part and power supply part
- Customizable beam angle
- Temperature max 50°

